

Use this page as a worksheet. Fill in the empty areas yourself. Look at the colored value page for help.

VALUE

IS THE RANGE OF LIGHT TO DARK.

VALUE CHANGES WITH BLACK + WHITE

VALUE CHANGES WITH COLOR

A VALUE SCALE SHOWS THE CHANGE OF LIGHT TO DARK.



THIS IS A PENCIL VALUE SCALE.



INK SHADING WITH LINES



PENCIL SHADING



INK SHADING WITH CROSS-HATCHING



PENCIL SHADING WITH STIPPLING

[THESE ARE LINE TECHNIQUES.]



TINTING WITH COLOR

TO A LITTLE BIT OF COLOR, ADD INCREASING AMOUNTS OF WHITE TO CHANGE THE VALUE.



SHADING WITH COLOR


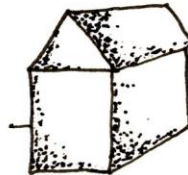


SHADING WITH COLOR

TO A LIGHT OR MEDIUM COLOR, ADD BLACK OR A DARK COLOR, A LITTLE AT A TIME, TO CHANGE THE VALUE.

[THESE ARE BLENDING TECHNIQUES.]


SHADING APPLIED TO OBJECTS:



CONTRAST = TO SHOW UNLIKENESS (SOMETHING DIFFERENT, OPPOSITE, OR DISSIMILAR)




LIGHT AGAINST DARK (BLACK + WHITE)



LIGHT AGAINST DARK (COLOR)



PATTERN AGAINST NO PATTERN (BLACK + WHITE)



PATTERN AGAINST NO PATTERN (COLOR)

Background is detailed, busy, active space.



Subject, bird, is peaceful, inactive, simple space.

DETAILED AGAINST UNDETAILED SPACE

I WILL LOOK FOR VALUE AND CONTRAST, BOTH NATURAL AND MAN-MADE, IN MY ENVIRONMENT.

The ABCs of Art: The Elements & Principles of Design - Compiled, organized, and added to by M.C.Gillis

Contact artist, mo@expandingheart.com, to give feedback.

More downloads at www.expandingheart.com & www.awesomeartists.com.